



CL3500 Series Cylindrical Lever Locksets

Product Catalog

Experience a safer
and more open world

Applications

CL3500 Series

Table of Contents


Applications.....	2
Features.....	3
Functions.....	4
Trim Designs.....	6
Options & Accessories.....	7-9
How to Order.....	10
Quick Codes.....	11-12
How to Specify.....	13


Applications

A heavy-duty Grade 1 lever lockset, ideal for commercial, institutional and multi-family applications such as:

- Interior offices
- Apartment complexes
- Convalescent and elderly care facilities
- Hotels
- Restaurants
- Retail centers

Advantages

- Non-handed
- Solid cast levers
- Independent return springs to prevent lever sag
- Through-bolted cylindrical chassis prevents rotation and ensures proper alignment 
- Designed to meet ANSI/BHMA Grade 1
- Trim and keying compatible with other Corbin Russwin locksets



www.corbinrusswin.com

Features

Handing

Non-handed.

Door Thickness

1-3/4" (45mm) standard (fits doors 1-3/8" - 1-3/4" (35mm - 45mm))

Backset

2-3/4" (70mm) standard.
Optional: 2-3/8" (60mm), 3-3/4" (95mm) and 5" (127mm); see Quick Codes page 12.

Lock Chassis

Steel, zinc dichromated for corrosion resistance.

Front

Brass, Bronze or Stainless Steel. 2-1/4" x 1-1/8" (29mm) standard for 2-3/4" (70mm), 3-3/4" (95mm) and 5" (127mm) backset. 2-1/4" x 1" (57mm x 25mm) standard for 2-3/8" (60mm) backset. Accommodates flat doors and doors beveled 1/8" (3mm) in 2" (51mm).

Optional: rounded corner fronts; 1" (25mm) fronts; see Quick Codes page 12.

Latchbolt

Brass, chrome plated with 1/2" (13mm) throw.

Auxiliary Latchbolt

Deadlocking latchbolt prevents manipulation when door is closed.

Strike

Wrought brass or stainless steel ANSI curved lip, 4-7/8" x 1-1/4" x 1-1/4" (124mm x 32mm x 32mm) lip to center standard. Optional strikes, lip lengths and ANSI wrought strike box available; see Quick Codes page 12.

Cylinder

Brass, 6-pin, L4 keyway, 0-bitted standard. Optional Cylinders available; see Quick Codes page 11.

Keying Features Available

7-pin
Master keying
Construction master keying
Visual key control
Concealed key control
Interchangeable core (LFIC or SFIC)
Security
Security IC
Access 3® Patented
Access 3® Security
Access 3® High Security
Access 3® Patented LFIC
Access 3® Security LFIC

Access 3® High Security LFIC
Pyramid Security
Pyramid Security LFIC
Pyramid High Security
Pyramid High Security LFIC

Keys

Two nickel-silver standard.

Warranty

Seven-year limited.

MicroShield®

CL3500 series locks are available with MicroShield® antimicrobial coating. *MicroShield* is a revolutionary hardware finish coating, using a silver ion based technology, which inhibits the growth of bacteria, algae, yeast, fungus, mold and mildew. *MicroShield* is non-toxic and lasts for the lifetime of the finish to which it is applied. To order, suffix option code "C".


Note: MicroShield® coating may vary finish color from architectural standards. *MicroShield* is not intended as a substitute for traditional infection control programs such as hand hygiene or use of disinfectants. Coated product must still be cleaned to insure the surfaces will be free of destructive microbes. Corbin Russwin makes no representations or warranties, express or implied, as to the efficacy of the *MicroShield* antimicrobial.

California State Reference Code

(Formerly Title 19, California State Fire Marshal Standard)

All levers with returns comply; levers return to within 1/2" of door face.

UL-cUL

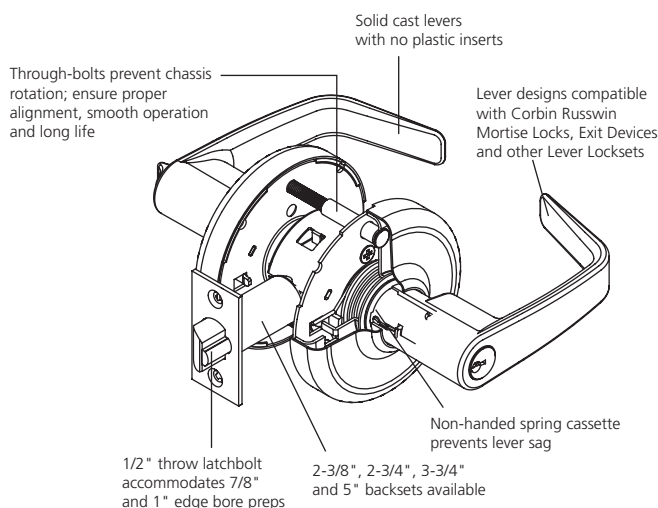
 All locks listed for "A" label and lesser class single doors, 4' x 10'. Letter F and UL symbol on latch front indicate listing.

Any retrofit or other field modification to a fire-rated opening can potentially impact the fire rating of the opening, and Corbin Russwin, Inc. makes no representations or warranties concerning what such impact may be in any specific situation. When retrofitting any portion of an existing fire-rated opening, or specifying and installing a new fire-rated opening, please consult with a code specialist or local code official (Authority Having Jurisdiction) to ensure compliance with all applicable codes and ratings.

Certification/Compliance

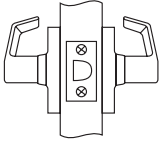
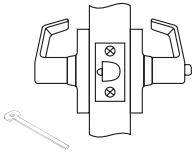
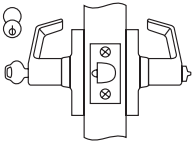
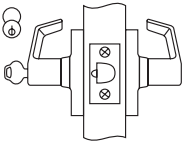
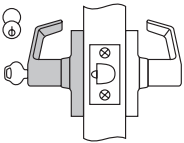
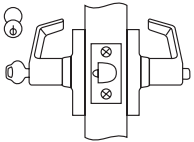
ANSI/BHMA

Designed to meet A156.2 Series 4000, Grade 1.
Meets A117.1 Accessibility Code.



Functions

CL3500 Series

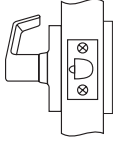
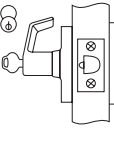
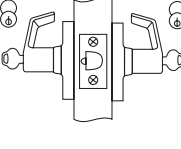
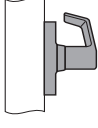
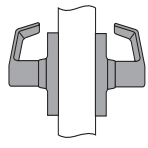
Outside	Inside	Series/ Function	Type	ANSI No.	Function Description
		CL3510	Passage or Closet	F75	<ul style="list-style-type: none"> Latchbolt by lever either side. Both levers always free.
		CL3520	Privacy Bedroom or Bathroom	F76A	<ul style="list-style-type: none"> Throw-off latchbolt by lever either side. Outside lever locked by push button. Outside lever unlocked by emergency release tool outside, by rotating lever or by closing door. Inside lever always free.
		CL3551	Entrance or Office	F109	<ul style="list-style-type: none"> Deadlocking latchbolt by lever either side except when turn button locks outside lever. Pushing turn button locks outside lever, requiring use of key outside to unlock. Turning inside lever unlocks outside lever (when button is pushed in but not turned). Pushing in and turning button locks outside lever, requiring key at all times. Turning inside lever does not unlock outside lever until button is manually turned to unlocked position. Inside lever always free.
		CL3555	Classroom	F84	<ul style="list-style-type: none"> Deadlocking latchbolt by lever either side except when key outside locks outside lever. Outside lever unlocked by key outside. Inside lever always free.
		CL3557	Storeroom or Closet	F86	<ul style="list-style-type: none"> Deadlocking latchbolt by key in outside lever or by rotating inside lever. Outside lever always rigid. Inside lever always free.
		CL3561	Entrance or Office	F82A	<ul style="list-style-type: none"> Deadlocking latchbolt by lever either side, except when push button locks outside lever. Push button released by turning inside lever or by key in outside lever. Closing door does not release push button. Inside lever always free.


 Indicates optional interchangeable core available; see How to Order, page 10.

 Indicates lever always rigid.

Functions

CL3500 Series

Outside	Inside	Series/ Function	Type	ANSI No.	Function Description
		CL3580	Passage Lever x Blank Plate	F111	<ul style="list-style-type: none"> • Deadlocking latchbolt by lever. • Lever on one side; blank plate on other side. • Lever always free. • For single or double communicating doors.
		CL3581	Classroom x Blank Plate	F113	<ul style="list-style-type: none"> • Deadlocking latchbolt by lever, except when lever is locked by key. • Lever on one side, blank plate on other side.
		CL3582	Store Door	F91	<ul style="list-style-type: none"> • Deadlocking latchbolt by lever either side, except when key either side locks both levers. • Keyed alike unless otherwise specified.
		CL3550	Half Dummy Trim	—	<ul style="list-style-type: none"> • Lever acts as pull only; no operation.
		CL3570	Full Dummy Trim	—	<ul style="list-style-type: none"> • Levers act as pulls only; no operation.

 Indicates optional interchangeable core available; see How to Order, page 10.

 Indicates lever always rigid.

Trim Designs

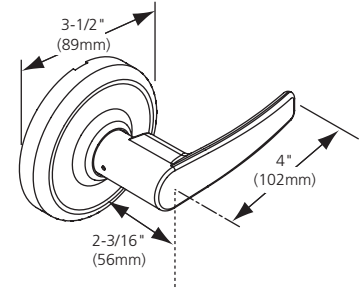
CL3500 Series



Armstrong

AZD

Lever: Solid cast zinc
Rose: Wrought brass

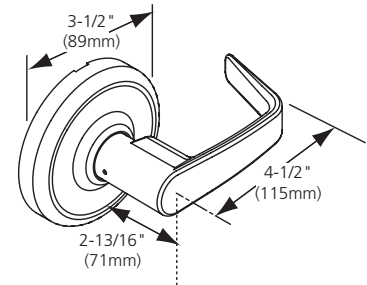


Newport

Complies with codes requiring lever to return to within 1/2" (13mm) of door face.

NZD

Lever: Solid cast zinc
Rose: Wrought brass

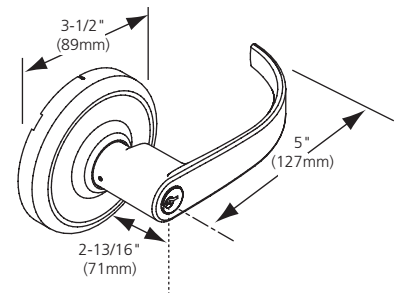


Princeton

Complies with codes requiring lever to return to within 1/2" (13mm) of door face.

PZD

Lever: Solid cast zinc
Rose: Wrought brass



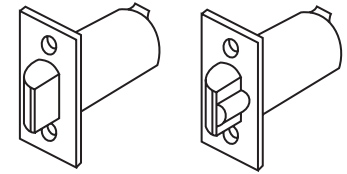
Options & Accessories

CL3500 Series

Latches

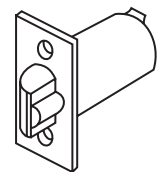
To order optional latchbolt with lockset, see How to Order, page 10.
To order latchbolt separately, specify Part No. x Finish (e.g., 599F91 x 626).

Backset and Front Description		Plain	Deadlocking	Throw-Off
2-3/8" Backset	1" width, square corner	599F91	599F92	599F93
	1" width, rounded corner	599F94	599F95	599F96
	1-1/8" width, square corner	599F97	599F98	599F99
	1-1/8" width, rounded corner	600F00	600F01	600F02
2-3/4" Backset	1" width, square corner	600F03	600F04	600F05
	1" width, rounded corner	600F06	600F07	600F08
	1-1/8" width, rounded corner	600F12	600F13	600F14
3-3/4" Backset	1-1/8" width, square corner	600F62	600F63	600F64
	1-1/8" width, rounded corner	600F65	600F66	600F67
5" Backset	1-1/8" width, square corner	600F68	600F69	600F70
	1-1/8" width, rounded corner	600F71	600F72	600F73



Plain
(CL3510)

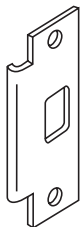
Deadlocking
(All other functions)



Throw-Off
(CL3520)

Housing diameter 7/8" for all models. 1" diameter latch sleeve furnished with each latchbolt.

Strikes



ANSI Curved Lip (standard)

Brass or stainless steel.

4-7/8" (124mm) x 1-1/4" (32mm) x 1-1/4" (32mm) lip to center.

Optional lip lengths: 1" (25mm), 1-1/8" (29mm), 1-3/8" (35mm), 1-1/2" (38mm), 1-3/4" (44mm), 2" (51mm), 2-1/4" (57mm), 2-1/2" (64mm), 2-3/4" (70mm), 3" (76mm).

To order separately, specify 217L13 x Lip Length x Finish.



Curved Lip "T" Strike

Brass.

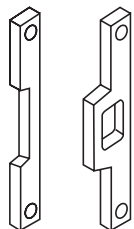
2-3/4" (70mm) x 1-1/8" (29mm) x 1-1/4" (32mm) lip to center

Optional lip lengths: 1" (25mm), 1-1/8" (29mm), 1-3/8" (35mm), 1-1/2" (38mm), 1-3/4" (44mm),

2" (51mm), 2-1/4" (57mm), 2-1/2" (64mm), 2-3/4" (70mm), 3" (76mm)

To order optional strike with lockset, see Quick Codes, page 12.

To order separately, specify 586L19 x Lip Length x Finish.



Rabbeted Front and Strike

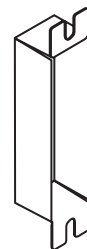
Brass or bronze.

4" (102mm) x 5/8" (16mm) for 1/2" (13mm) rabbet.

No optional lip lengths.

To order with lockset, see Quick Codes, page 12.

To order separately, specify 601F28 x Finish.

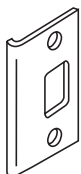


Full Lip Strike

Brass.

2-3/4" (70mm) x full lip x 1-1/8" (29mm) lip to center.

No optional lip lengths. To order separately specify 607F76.



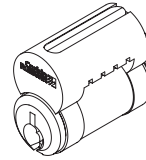
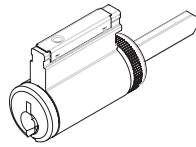
ANSI Wrought Strike Box

To order with lockset, see How to Order, page 12. To order separately, specify 120F768.

Options & Accessories

CL3500 Series

Corbin Russwin Cylinders



Security Type	Pins	Standard Cylinder	Large Format Interchangeable Core
Conventional	6-pin	CR2000-033 (standard)	CR8000
	7-pin	CR2000-033-7	CR8000-7
Security	6-pin	CR2010-033	CR8010
Pyramid High Security	7-pin	CR2020-033	CR8020
Pyramid Security	7-pin	CR2027-033	CR8027
Access 3 [®] - Patented	6-Pin	CR2500-033	CR8500
Access 3 [®] - Security	6-Pin	CR2600-033	CR8600
Access 3 [®] - High Security	6-Pin	CR2700-033	CR8700

Plug diameter for standard cylinders is .509, .510 for Access 3[®], .552 for security cylinders and .496 for Pyramid cylinders.

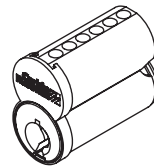
Cylinders are brass and come with 2 nickel silver keys.

Finishes for all cylinders and cores include 606, 626 or BSP.

To order cylinders separately, specify Part No. x Keyway x Finish (e.g., CR2000-033 x L4 x 626).

Small Format Interchangeable Core

Description	Number
6-pin	CR8200
7-pin	CR8200-7



Cores are available in Best[®] keyways A, B, C, D, E, F, G, H, J, K, L, M.

Cores are brass and come with 2 nickel silver keys.

Finishes: 606, 626

Cylinders with Competitive Keyways*

Competitive Keyway	Number
Schlage® C (0-bitted)	CR2400-033-C
Schlage® C (keyed random)	CR2400-033-C-KR
SARGENT® LA (0-bitted)	CR2400-033-LA

*All cylinders are 6-pin and available in 606 or 626 finish.

Levers That Accept Competitive Interchangeable Core Cylinders*

Cylinder Type	Quick Code	Tailpiece Pack Only
SFIC 6 or 7-pin (all designs)	M08 Tailpiece included	682F958
Schlage® 6-pin LFIC (NZ, PZ only)	M69 Tailpiece included	697F942

*Core not included.

Adapters Required to Accept Competitive Cylinders*

Competitive Cylinder	Quick Code	Tailpiece Pack Only
Schlage® fixed core Conventional (21-002, 23-001, 23-013) or Primus® (20-548, 20-550, 20-748, 20-750)	M06 Tailpiece included	682F398
SARGENT® fixed core C10-1	M09 Tailpiece and special lever included	682F969

*Cylinder not included.

How to Order

CL3500 Series

Ordering Examples

Stock Order

Quantity	Series/Function	Trim	Finish
100	CL3555	NZD	626

Split Trim / Finish Order

Quantity	Series/ Function	Trim		Finish	
		Outside	Inside	Outside	Inside
12	CL3555	NZD	AZD	626	625

Contract / Detailed Order

Quantity	Series/ Function	Trim	Finish	Backset	Optional Strike	Misc. Options	Optional Cylinder	Keying	Keyset
24	CL3555	PZD	626	B238	SC200	M04-M17	C6	VKC1	AA1

Where to find ordering information and Quick Codes

Series/Function	Pages 4-5
Trim Designs	Page 6
Cylinder and Keying	Page 11
Finish	Page 11
Strike	Page 12
Door Thickness	Page 12
Backset	Page 12
Miscellaneous Options	Page 12

Quick Codes

CL3500 Series

Cylinder and Keying

Description	Specify
Conventional 6-pin	(standard)
Conventional 7-pin	7P
Less Cylinder(s)	LC
LFIC	
LFIC 6-pin	C6
LFIC 6-pin Less Core	CL6
LFIC 6-pin Disposable Core	CT6D
LFIC 6-pin with Temporary Construction Core (Red)	CT6R
LFIC 6-pin with Temporary Construction Core (Blue)	CT6B
LFIC 6-pin with Temporary Construction Core (Green)	CT6G
LFIC 7-pin	C7
LFIC 7-pin Less Core	CL7
LFIC 7-pin Disposable Core	CT7D
LFIC 7-pin with Temporary Construction Core (Red)	CT7R
LFIC 7-pin with Temporary Construction Core (Blue)	CT7B
LFIC 7-pin with Temporary Construction Core (Green)	CT7G
SFIC	
SFIC 6-pin	C6S
SFIC 6- or 7-pin Small Format Disposable Core	CTSD
SFIC 6-pin with Temporary Construction Core (Blue)	CT6SB
SFIC 7-pin	C7S
SFIC 7-pin with Temporary Construction Core (Blue)	CT7SB
Security	
Security	HS
Security LFIC	CHS
Access 3®	
Access 3® Patented Fixed Core	AP
Access 3® Security Fixed Core	AS
Access 3® High Security Fixed Core	AHS
Access 3® Patented LFIC	ACP
Access 3® Security LFIC	ACS
Access 3® High Security LFIC	ACHS
Pyramid	
Pyramid Security Fixed Core	PS
Pyramid High Security Fixed Core	PHS
Pyramid Security LFIC	PCS
Pyramid High Security LFIC	PCHS
Pyramid LFIC Less Core	CLP
Pyramid with Temporary Construction Core	CTP
Pyramid Disposable Core ¹	CTPD
Keying and Keys	
0-bitted with 2 blank keys	(standard)
Keyed Random	KR
Construction Master Keyed	CMK
2 keys per lock	(standard)
More than 2 keys	KY# (e.g., KY6)

Cylinder and Keying (cont.)

Description	Specify
Visual key control (VKC)	
No bitting or keyset stamping on keys	VKC0
Keys only	VKC1
Cylinders and keys (not for AS, AHS, ACS, ACHS, HS, CHS, PHS or PCHS)	VKC2
Cylinders only (not for AS, AHS, ACS, ACHS, HS, CHS, PHS or PCHS)	VKC3
Concealed key control (CKC)	
CKC cylinders with VKC keys	CKC2
CKC cylinders only (not for AS, AHS, ACS, ACHS, PHS, PCHS)	CKC3
Schlage® C keyway cylinder (0-Bitted or KR)	C
SARGENT® LA keyway cylinder (0-Bitted)	LA

Finishes

Description	Specify
ANSI/BHMA 605 (US3) Bright Brass	605
ANSI/BHMA 606 (US4) Satin Brass	606
ANSI/BHMA 611 (US9) Bright Bronze	611
ANSI/BHMA 612 (US10) Satin Bronze	612
ANSI/BHMA 613 (US10B) Dark Oxidized Satin Bronze, Oil Rubbed	613
613E Dark Oxidized Satin Bronze - equivalent	613E
613L Dark Oxidized Satin Bronze, Clear Coated	613L
ANSI/BHMA 618 (US14) Bright Nickel Plated	618
ANSI/BHMA 619 (US15) Satin Nickel Plated	619
619C Satin Nickel Plated with Microshield®	619C
ANSI/BHMA 625 (US26) Bright Chromium Plated	625
ANSI/BHMA 626 (US26D) Satin Chromium Plated	626
626C Satin Chromium Plated with MicroShield®	626C
722 Black Oxidized Bronze, oil rubbed	722
BSP Black Suede Powder Coat	BSP
WSP White Suede Powder Coat	WSP

Zinc levers are plated to match ANSI/BHMA finish.

Lock/Cylinder Finish

Lock	Cylinder/Core*
605,606,611,612,613,613E,613L,722	606
618,619,625,626,WSP	626
BSP	BSP

*Finish when cylinder provided with lock

Quick Codes

CL3500 Series

Strikes

ANSI Lip to Center	ANSI Curved Lip Specify	T-Strike Curved Lip Box Specify	Full Lip Specify
1" (25mm)	SA100	SC100	
1-1/8" (29mm)	SA118	SC118	SF118
1-1/4" (32mm)	SA114 (standard)	SC114	
1-3/8" (35mm)	SA138	SC138	
1-1/2" (38mm)	SA112	SC112	
1-3/4" (44mm)	SA134	SC134	
2" (51mm)	SA200	SC200	
2-1/4" (57mm)	SA214	SC214	
2-1/2" (64mm)	SA212	SC212	
2-3/4" (70mm)	SA234	SC234	
3" (76mm)	SA300	SC300	
Rabbeted front and strike		Specify SR118	

Door Thickness

Door Thickness	Specify
1-3/4" (44mm)	(standard)*
1-3/8" (35mm)	D138**

*Fits doors 1-3/8" - 1-3/4"

**Lock preset to for 1-3/8" door. Supplied with 2-3/8" backset latch unless B234 specified

Backset

Description	Specify
2-3/8" (60mm)	B238
2-3/4" (70mm)	B234 (standard)
3-3/4" (95mm)	B334
5" (127mm)	B500

Miscellaneous Options

Description	Specify
Spanner head screws	M02
Torx® head screws	M04
Less cylinder, with tailpiece for Schlage® fixed core cylinder (all designs)	M06
Lever to accept 6 or 7-pin SFIC (all designs)	M08
Lever to accept SARGENT® fixed core cylinder (NZD & PZD designs only)	M09
Lever to accept Schlage® LFIC (NZD & PZD design only)	M69
Rounded corners on latch front	M13
1" latch front, square corners (standard for 2-3/8" backset)	M14
1" latch front, rounded corners	M15
ANSI wrought strike box	M17
Knurling outside and inside	M20*
Knurling outside only	M21*
Knurling inside only	M22*
Abrasive coat outside and inside	M23
Abrasive coat inside only	M24
Abrasive coat outside only	M25
1-1/8" front, square corners (standard for 2-3/4", 3-3/4" and 5" backsets)	M32

*All levers provided in a powder coat finish will be supplied with an abrasive coating

Suggested Specification

All locksets shall be CL3500 Series Heavy-Duty Cylindrical Lever Locksets as manufactured by Corbin Russwin Architectural Hardware.

A single lock chassis shall accommodate 1-3/8" (35mm) to 1-3/4" (44mm) thick doors. Locksets shall be non-handed. Locksets shall have through-bolted anti-rotation rose liners and shall contain no exposed screws. Chassis mounting screws may be accessed only when the lever and rose are removed.

Locksets shall have solid cast levers with no plastic inserts, and wrought roses on both sides. Locksets shall have lever return spring cassettes to prevent lever sag.

Levers shall operate independently. Lever handles shall be a minimum of 4" (102mm) in overall length and shall provide a minimum of 2" clearance from the surface of the door to the inside of the lever at the midpoint, and may also have a return that comes to within 1/2" of the door surface. Levers on keyed locksets shall be removable only when the designated key is in the cylinder.

A single lockset shall accommodate 6 or 7-pin conventional cylinders and all levels of master keying, construction master keying, visual key control, high security and interchangeable core. Cylinders may be easily changed by removing the lever without disassembling the lockset.

All locksets shall be listed by Underwriters Laboratories for A label and lesser class single doors, 4'x10'.

Certification:

Designed to meet ANSI/BHMA A156.2 Series 4000, Grade 1

ANSI A117.1 Accessibility Code

California State Reference Code (formerly Title 19, California State Fire Marshal Standard)

All locks, trim and cylinders shall be from one manufacturer.

All locksets shall carry a seven-year limited warranty.

The ASSA ABLOY Group is the global leader in access solutions. Every day, we help billions of people experience a more open world.

ASSA ABLOY Opening Solutions leads the development within door openings and products for access solutions in homes, businesses and institutions. Our offering includes doors, frames, door and window hardware, mechanical and smart locks. access control and service.



For additional information, contact your
ASSA ABLOY Door Security Solutions
sales consultant or visit www.corbinruswin.com.

In U.S.

Corbin Russwin
Architectural Hardware
225 Episcopal Road
Berlin, CT 06037
Phone: 800-543-3658
Fax: 800-447-6714
www.corbinruswin.com

In Canada

ASSA ABLOY Door
Security Solutions Canada
160 Four Valley Drive
Vaughan, Ontario
Canada L4K 4T9
Phone: 800-461-3007
Fax: 800-461-8989
www.assaabloydss.ca

MicroShield®

ASSA ABLOY Group companies offer MicroShield®, an anti-microbial coating for door hardware. MicroShield uses proven silver ion-based technology from Agion®, a leading provider of antimicrobial solutions, to stem the spread of bacteria and other microbes.

MicroShield® is a registered trademark of ASSA ABLOY Access and Egress Hardware Group, Inc.



The Agion antimicrobial is not intended as a substitute for good hygiene. Coated products must still be cleaned to ensure the surfaces will be free of destructive microbes. ASSA ABLOY makes no representations or warranties, express or implied, as to the efficacy of the Agion antimicrobial. A copy of the Agion warranty is available upon request. Agion is a registered trademark of Agion Technologies, Inc., Wakefield, MA, USA.