

h.e.s.


ASSA ABLOY

9000 Family Surface Mounted Electric Strikes

Electric Strikes for Every Exit Device

Experience a safer
and more open world






• **9400**
Works with rim exit devices up to 1/2" throw latchbolt



• **9500**
Works with rim exit devices up to 3/4" throw latchbolt

- UL 10C fire-rated, 3 hour single door (fail secure only)
- CAN/ULC-S104 fire door conformant
- WHI fire door listed
- NFPA-252 fire door conformant
- ASTM-E152 fire door compliant
- California Fire Marshall listed
- NFPA 80-07 compliant



• **9600**
Works with rim exit devices up to 3/4" throw latchbolt

- ANSI/SDI A250.13 windstorm resistant
- Florida Building Code Approved TAS 201, 202, 203
- ANSI-ASTM E330



Windstorm Resistant



• **9700**
Works with Corbin Russwin SecureBolt® and Yale SquareBolt® exit devices

- ANSI/SDI A250.13 windstorm resistant
- Florida Building Code Approved TAS 201, 202, 203
- UL 10C fire-rated, 3 hour single door (fail secure only)
- CAN/ULC-S104 fire door conformant
- NFPA-252 fire door compliant
- ASTM-E152 fire door compliant
- California Fire Marshall listed
- NFPA 80-07 compliant
- ANSI-ASTM E330



Fire Rated

Windstorm Resistant



• **9800**
Works with Adams Rite Starwheel and Interlocking rim exit devices



Grade 1



Dual Voltage
12/24



SecuriCare
Warranty



Outdoor
Rated



Rim Exit
Devices



Burglary
Rated



Field Selectable
(Fail secure
/Fail safe)

Specifications for all 9000 Family Strikes

Certifications

- ANSI/BHMA, A156.31 Grade 1
- UL 1034 burglary-resistant listed and suitable for outdoor use
- UL 294 listed
- UL 305 listed
- RoHS Compliant








Electrical (DC Continuous Duty)

- Dual voltage 12/24 VDC
- 450 mA at 12VDC/250 mA at 24 VDC

Features

- No cutting required
- Horizontal adjustability
- ElectroLynx™ plug-in connectors
- Non-handed
- Internally mounted solenoid
- Tamper resistant
- Stainless steel construction
- SecuriCare five-year no-fault, no questions asked warranty



		1/2" PULLMAN		FIRE RATED 3/4" PULLMAN		3/4" PULLMAN		SQUAREBOLT SECUREBOLT		STARWHEEL INTERLOCK
										
		9400	Competitor	9500	Competitor	9600	9700	Competitor	9800	
FRAME APPLICATION	Hollow Metal & Wood	✓	✓	✓	✓	✓	✓	✓	✓	
	Aluminum	✓	✓	✓	✓	✓	✓	✓	✓	
	Surface Mounted – No Cutting Required	✓	✓	✓	✓	✓	✓	✓	✓	
	1/2" Pullman Rim Exit Devices	✓	✓		✓					
	3/4" Pullman Rim Exit Devices	✓	✓	✓	✓	✓				
	Securebolt & Squarebolt Rim Exit Devices						✓	✓		
	Adams Rite Starwheel & Interlocking Rim Exit Devices								✓	
Installation Template	✓ 9000-MTK	✓	✓ 9000-MTK	✓	✓ 9000-MTK	✓ 9000-MTK	✓ 9000-MTK	✓	✓ 9000-MTK	
HOLDING FORCE	Static Strength*	1,500 lbs	1,500 lbs	1,500 lbs	3,000 lbs*	2,000 lbs	2,000 lbs	1,500 lbs*	1,500 lbs	
	Dynamic Strength	70 ft-lbs		70 ft-lbs		120ft-lbs	120ft-lbs		70 ft-lbs	
ELECTRICAL	12 VDC Current Draw	450 mA	500 mA	450 mA	566 mA	450 mA	450 mA	566 mA	450 mA	
	24 VDC Current Draw	250 mA	255 mA	250 mA	253mA	250 mA	250 mA	253mA	250 mA	
	Dual Voltage 12/24 VDC Continuous Duty	✓	11 to 28V AC/DC	✓		✓	✓	11 to 28V AC/DC	✓	
	Field Selectable (Fail Secure/Fail Safe)	✓	✓	✓		✓	✓	✓	✓	
SPECIFICATIONS	UL 1034 Burglary-Resistant Listed (Indoor)	✓		✓		✓	✓		✓	
	UL 1034 Burglary-Resistant Listed (Outdoor)	✓		✓		✓	✓		✓	
	UL 294 Listed	✓		✓		✓	✓		✓	
	UL 305 Listed	✓		✓		✓	✓		✓	
	UL 10C Fire Rated – Class A, 3 Hour Single Door			✓	✓		✓			
	Windstorm Resistant					✓	✓			
	Rohs Compliant	✓		✓		✓	✓		✓	
	Cycle Testing	1M	1M	1M	1.5M	1M	1M		1M	
	Finish Options	8	6	7	6	8	7	6	7	
	Monitoring Type	✓ Latchbolt+Strike Status	✓ Latchbolt Status Only	✓ Latchbolt+Strike Status	✓ Latchbolt Status Only	✓ Latchbolt+Strike Status	✓ Latchbolt+Strike Status	✓ Latchbolt Status Only	✓ Latchbolt Status Only	COMING SOON Latchbolt+Strike Status
	Monitoring Factory Configured (FC) Or Field Installable (FI)	FC	FC	FC	FC	FC	FC	FC	FC	FC
	Warranty	Five-year no-questions asked	Two year	Five-year no-questions asked	Two year	Five-year no-questions asked	Five-year no-questions asked	Two year	Five-year no-questions asked	
	Construction	Stainless Steel		Stainless Steel		Stainless Steel	Stainless Steel		Stainless Steel	

*Requires additional frame drilling and mounting pins to meet strength.

Accessories

- **2005M3** SMART Pac® III
- **SMB** Surface mounting box
- **9000-MTK** Metal Template Kit
- **9000-108-XXX** 1/8" Spacer plate
(available in 613E, 628E, 630 & BSP Finishes)
- **9000-116-XXX** 1/16" Spacer plate
(available in 613E, 628E, 630 & BSP Finishes)



HES 2005M3 SMART Pac® III

When installed with a Smart Pac® III, HES, Folger Adam and Securitron Electric Strikes are upgraded to the SecuriCare no-fault 10-year Warranty.

How to Order

Series	Finish*	Option (s)
9700	– 630	– LBM
9400	605 Bright Brass	LBM Latchbolt Monitor
9500	606 Satin Brass	LBSM Latchbolt Strike Monitor
9600	612 Satin Bronze	
9700	613 Bronze Toned	
9800	613E Dark Oxidized Satin Bronze	
	629 Bright Stainless Steel	
	630 Satin Stainless Steel	

LBM — Latchbolt monitor detects when latchbolt is in a locked state.

LBSM — Latchbolt strike monitor detects latchbolt and strike are in a locked state.



ASSA ABLOY

USA

800 626 7590 | hesinnovations.com

customerservice.hes@hesinnovations.com | techsupport.hes@assaabloy.com | orders.hes@assaabloy.com

CANADA

800 461 3007 | assaabloydss.ca

sales.dss.ca@assaabloy.com | orders.dss.ca@assaabloy.com

Printed in the U.S.A.

Patent pending and/or patent www.assaabloydss.com/patents

Copyright © 2022, Hanchett Entry Systems, Inc., an ASSA ABLOY Group company. All rights reserved. Reproduction in whole or in part without the express written permission of Hanchett Entry Systems, Inc. is prohibited. HES-089-1221

The ASSA ABLOY Group is the global leader in access solutions. Every day we help people feel safe, secure and experience a more open world.